

DC Contact

SO 1.10 Normally open

SS 1.10 Normally closed




The DC Contact is used for signalling and annunciation applications. The snap-action mechanism prevents slow contact opening when the plunger is operated slowly. Quenching of the arc that occurs with DC is supported by two-capacity permanent magnets.

These are arranged so that the polarity can be ignored when connecting +/- cabling. However, the polarity of the quenching magnets must be noted when installing the contacts to prevent the magnets adversely affecting each other. Contacts in four different colours are available for polarity identification of the magnets when fitted.

The contact may only be installed on non-magnetisable materials with screw, etc. made of non-ferrous metal.

The self-cleaning silver contacts are designed for low switching frequency, low currents and voltages. Gold coated contacts can be supplied (approx 0,2µ), less than 42 Volt required. The screw connection M3.5 at the side is suitable for 2 conductors max. 2,5 mm². The plug-in connection at the top 4.8 x 0.8 mm DIN 46247.



Several contacts can be plugged on the top of each other and operated jointly. The plug-type terminals are then only accessible on the top unit. The contacts can be provided with shock protection to DIN VDE 0106 Part 100.

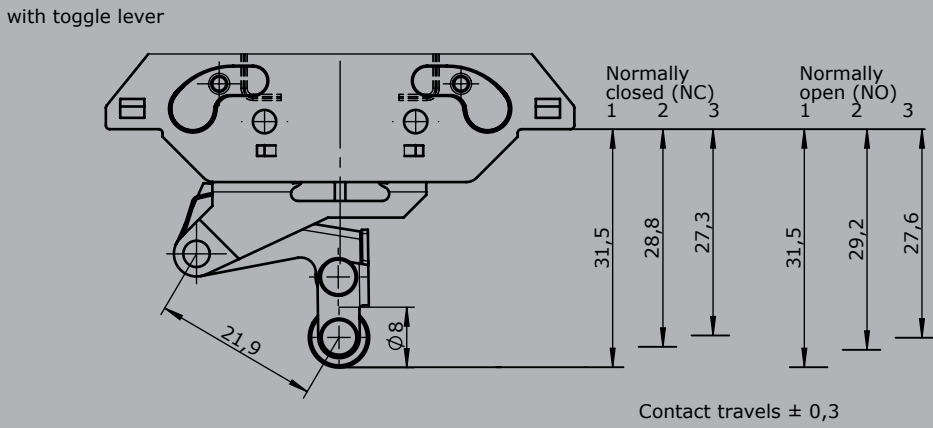
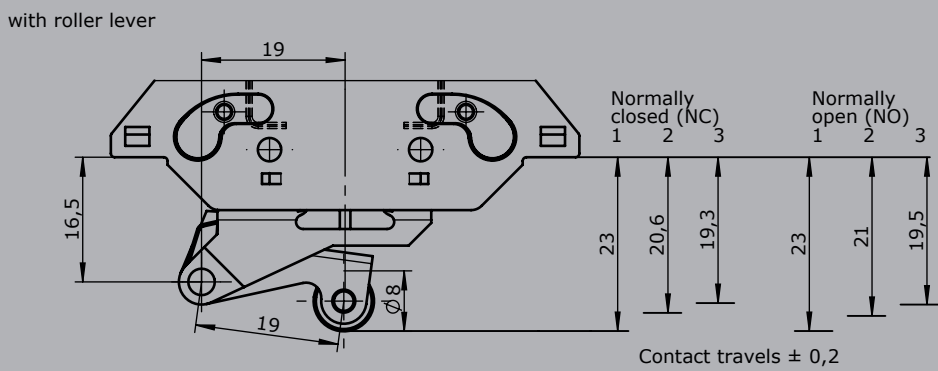
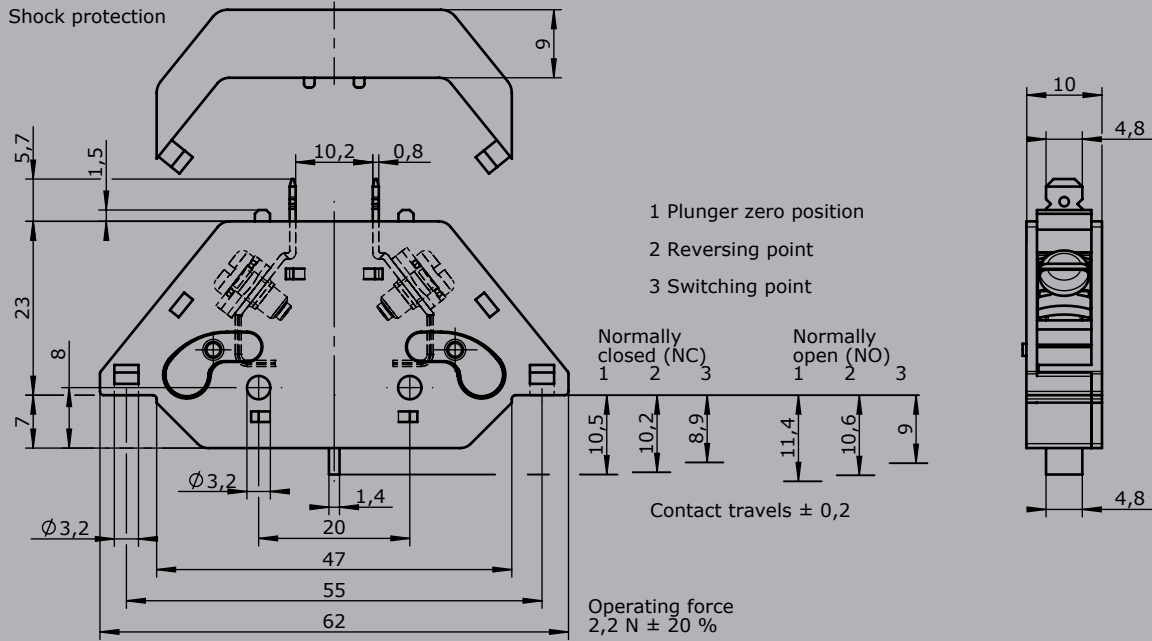
	Switching capacity		Time constant
	NC	NO	
250 V DC	2A	1A	20 ms
125 V DC	4A	3A	20 ms
50 V DC	6A	6A	20 ms
30 V DC	10A	10A	20 ms
250 V AC 15	6A	6A	

Technical data

Mechanical life	2 million operating cycles
Electrical service life	50.000 operating cycles (at 2A 250 V DC L/R 20 ms)
Operation temperature	-40°C to +85°C
Degree of protection	IP40

	SO 1.10	-B	-R	-F	-X
Basic unit					
SO1.10	DC-Contact normally closed (NC)				
	Colour code grey or blue				
SS1.10	DC-Contact normally open (NO)				
	Colour code yellow or green				
Attachment					
B	Shock protection KEG 142 to DIN VDE 0106 part 100				
R	Roller lever				
K	Toggle lever (switching is one direction only)				
F	Plug-in connection at side 4,8 x 0,8 mm (2 pieces)				
AU	Contacts gold-coated approx. 0,5				
Special model					
X	Special / customer specified				
X1	Contact without quenching magnets				

Technical details may vary based on configuration or application! Technical data subject to change without notice!



Technical details may vary based on configuration or application! Technical data subject to change without notice!