

# Control Unit KST 7



The KST7 is an ergonomically designed swiveling control chair which provides a high degree of comfort.

#### Equipment boxes:

The equipment boxes are made from sheet steel and as standard have a hinged lid with locking feature. This allows for easy inspection and maintenance. The side of the equipment boxes is as standard fitted with an inspection plate which again is lockable. The arrangement of the joystick, indicators and control devices is customised according to customer specifications. This combined with the custom sized and profiled equipment boxes that are available means that the KST7 is very flexible and customisable solution.

#### Driver's Seat:

The tipped spring mounted seat KFS4 is fit with an hydraulic vibration absorption system incl. weight adjustment. With the folding spring mounted seat you can also arrive your workplace in small cabins.

#### Base plate:

The crane control unit is available with or without base plate.

#### Surface treatment:

Base coat and textured varnish  
Standard colour RAL 7035 light grey



Example

KST7 -1 / KFS11 / V64 / V64.1 / KL / X

#### Basic unit

KST7 With equipment boxes 290 x 500 mm  
KST175 With equipment boxes 210 x 500 mm  
*Special boxes for request!*

#### Base plate

1 With base plate prepare for Driver's Seat KFS4  
2 With base plate prepare for Driver's Seat KFS2  
3 With base plate with apron for Driver's Seat KFS9, KFS11...  
4 Without base plate

#### Driver's Seat

KFS 4\* *(Included in the delivery!)*  
KFS 2\*  
KFS 11\*  
KFS 9\*  
*\*Description see Driver's Seat page 251*

#### Mounting for equipment boxes

V... Multi-Axis Controller *(see section joysticks)*  
S... Single-Axis Controller *(see section joysticks)*  
D... Double-Handle Controller *(see section joysticks)*  
N... Control-Switch *(see page 113)*  
... *More command and indicating devices (see page 137 and 243)*

Technical details may vary based on configuration or application! Technical data subject to change without notice!

KST 7 -1 / KFS 11 / V64 / V64.1 / KL / X

### Wiring

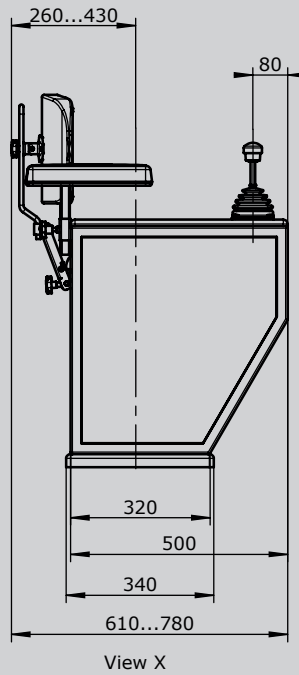
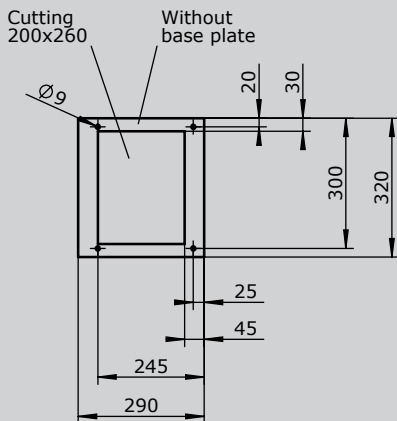
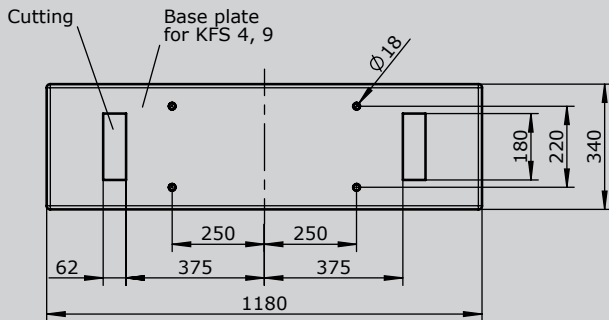
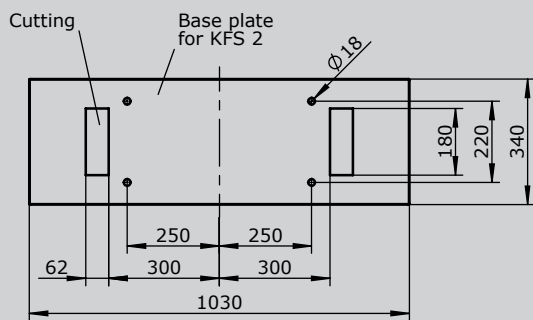
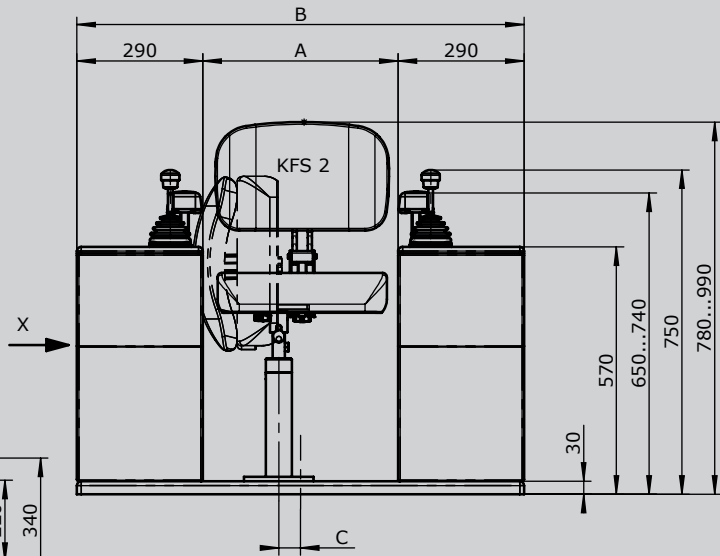
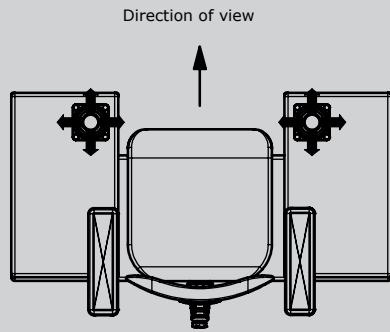
KL	Without wiring, but terminal block built each terminal
KL V	On terminal block 4 mm <sup>2</sup> with single wire 1 mm <sup>2</sup> each terminal
KL V	On SPS (SPS provision) with single wire 1 mm <sup>2</sup> each terminal
KLVA	External wiring single wire highly flexible 1,5 mm <sup>2</sup> , 5 m long each terminal

### Special model

X	Special / customer specified
X <sup>2</sup>	Special painted

### Option

Radio remote control system
-----------------------------



Type	Dim. A	Dim. B	Dim. C
KFS 2	450	1030	50
KFS 4	600	1180	25
KFS 9	600	1180	25